



RTI AUDIO FILM CAPACITORS

F10067 Series - 200VDC

Metallized Polypropylene

MATERIAL: Metallized Polypropylene capacitors in non-inductive construction.

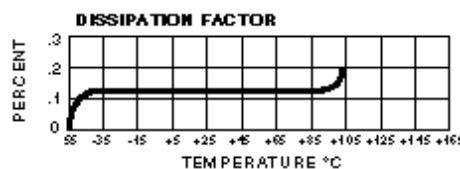
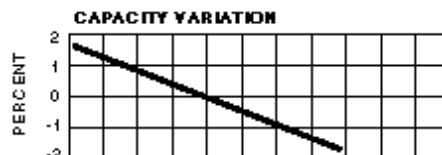
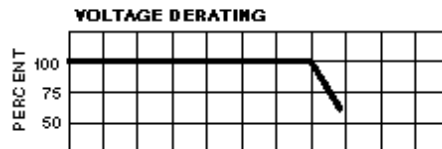
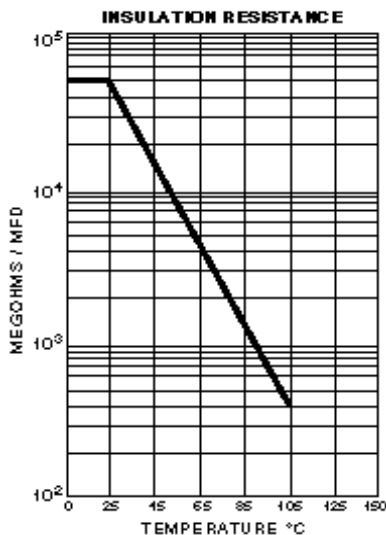
LEADS: Tinned Copper soldered to capacitor with 63-37 Sn-Pb

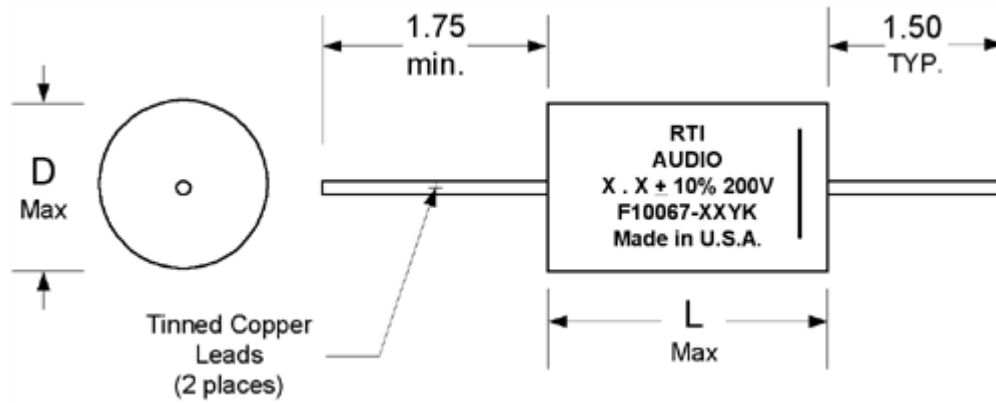
TEMPERATURE RANGE: May be operated at rated voltage from -55°C to + 85°C. Voltage must be de-rated linearly to 60% between +85°C to +105°C.

ELECTRICAL [NON-DESTRUCTIVE] TESTS:

1. Capacitance shall be measured at 1 KHz. ± 20 Hz and + 25°C for values up to 1.0 MFD. Values greater than 1.0 MFD. shall be measured at 120 Hz. ± 10 Hz.
Ref: MIL-STD-202E, method 305.
2. Dissipation Factor shall be measured as described for capacitance and shall not exceed 0.2%.
3. Insulation Resistance shall be measured at rated voltage. After 2 minutes under voltage, minimum values shall be 200,000 MEG/MFD., need not exceed 400,000 megohms.
Ref: MIL-STD-202E, method 302.
4. Dielectric Strength: Capacitors shall withstand specified DC test potential for 60 seconds through a limiting resistance of 1 ohm/volt. Terminal to terminal will be 150% of rated voltage. Terminal to case will be 200 % of rated voltage..
Ref: MIL-STD-202E, method 301.
5. Dielectric Absorption shall not exceed 0.1% when tested to MIL-C-19978D.
Ref: MIL-C-19978D, paragraph 3.22.

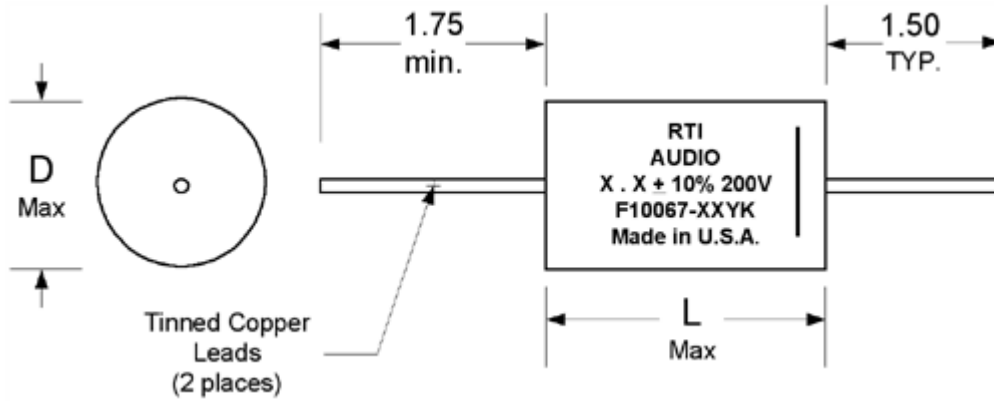
TYPICAL TEMPERATURE CHARACTERISTICS





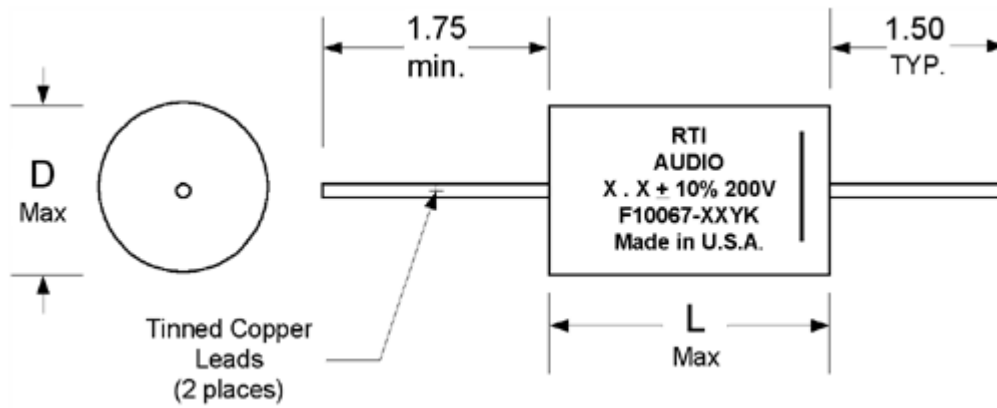
P/N	CAPACITANCE	Dia (in.)	Length (in.)	Lead (awg)	LeadDia
F10067-102	.001 MFD	0.32	0.48	#24	0.020
F10067-122	.0012 MFD	0.32	0.48	#24	0.020
F10067-152	.0015 MFD	0.32	0.48	#24	0.020
F10067-182	.0018 MFD	0.32	0.48	#24	0.020
F10067-222	.0022 MFD	0.32	0.48	#24	0.020
F10067-272	.0027 MFD	0.32	0.48	#24	0.020
F10067-332	.0033 MFD	0.32	0.48	#24	0.020
F10067-392	.0039 MFD	0.32	0.48	#24	0.020
F10067-472	.0047 MFD	0.32	0.60	#24	0.020
F10067-562	.0056 MFD	0.32	0.60	#24	0.020
F10067-682	.0068 MFD	0.32	0.60	#24	0.020
F10067-822	.0082 MFD	0.32	0.60	#24	0.020
F10067-103	.010 MFD	0.32	0.60	#24	0.020
F10067-123	.012 MFD	0.34	0.60	#24	0.020
F10067-153	.015 MFD	0.36	0.60	#24	0.020
F10067-183	.018 MFD	0.40	0.60	#24	0.020
F10067-223	.022 MFD	0.40	0.60	#24	0.020
F10067-273	.027 MFD	0.42	0.60	#24	0.020
F10067-333	.033 MFD	0.46	0.60	#24	0.020
F10067-393	.039 MFD	0.48	0.60	#24	0.020
F10067-473	.047 MFD	0.48	0.73	#22	0.025
F10067-563	.056 MFD	0.48	0.73	#22	0.025
F10067-683	.068 MFD	0.52	0.73	#22	0.025
F10067-823	.082 MFD	0.50	0.73	#22	0.025

Last character on Part No. indicates tolerance: K- ±10%, J - ±5%, G - ±2%, F - ±1%
 Custom values obtainable, notify factory for suggestions.



P/N	CAPACITANCE	Dia (in.)	Length (in.)	Lead (awg)	Lead Dia
F10067-104	.10 MFD	0.40	0.73	#22	0.025
F10067-124	.12 MFD	0.42	0.73	#22	0.025
F10067-154	.15 MFD	0.45	0.73	#22	0.025
F10067-184	.18 MFD	0.48	0.73	#22	0.025
F10067-224	.22 MFD	0.38	0.84	#22	0.025
F10067-274	.27 MFD	0.40	0.84	#22	0.025
F10067-334	.33 MFD	0.44	0.84	#22	0.025
F10067-394	.39 MFD	0.46	0.84	#22	0.025
F10067-474	.47 MFD	0.52	0.84	#22	0.025
F10067-564	.56 MFD	0.54	0.84	#22	0.025
F10067-684	.68 MFD	0.60	0.84	#22	0.025
F10067-824	.82 MFD	0.64	0.84	#22	0.025
F10067-105	1.0 MFD	0.70	0.84	#22	0.025
F10067-125	1.2 MFD	0.68	0.98	#20	0.031
F10067-155	1.5 MFD	0.75	0.98	#20	0.031
F10067-185	1.8 MFD	0.80	0.98	#20	0.031
F10067-205	2.0 MFD	0.85	0.98	#20	0.031
F10067-225	2.2 MFD	0.90	0.98	#20	0.031
F10067-255	2.5 MFD	0.88	1.10	#20	0.031
F10067-275	2.7 MFD	0.90	1.10	#20	0.031
F10067-305	3.0 MFD	0.94	1.10	#20	0.031
F10067-335	3.3 MFD	1.00	1.10	#20	0.031
F10067-357	3.5 MFD	1.02	1.10	#20	0.031
F10067-375	3.7 MFD	0.96	1.28	#20	0.031

Last character on Part No. indicates tolerance: K- ±10%, J - ±5%, G - ±2%, F - ±1%
 Custom values obtainable, notify factory for suggestions.



P/N	CAPACITANCE	Dia (in.)	Length (in.)	Lead (awg)	Lead Dia
F10067-405	4.0 MFD	1.00	1.30	#20	0.031
F10067-475	4.7 MFD	1.10	1.30	#20	0.031
F10067-505	5.0 MFD	1.12	1.30	#20	0.031
F10067-565	5.6 MFD	1.04	1.55	#20	0.031
F10067-605	6.0 MFD	1.08	1.55	#20	0.031
F10067-655	6.5 MFD	1.10	1.55	#20	0.031
F10067-705	7.0 MFD	1.15	1.55	#20	0.031
F10067-755	7.5 MFD	1.20	1.55	#20	0.031
F10067-805	8.0 MFD	1.25	1.55	#20	0.031
F10067-855	8.5 MFD	1.28	1.55	#20	0.031
F10067-905	9.0 MFD	1.25	1.68	#20	0.031
F10067-955	9.5 MFD	1.28	1.68	#20	0.031
F10067-106	10.0 MFD	1.30	1.68	#18	0.040
F10067-116	11.0 MFD	1.36	1.68	#18	0.040
F10067-126	12.0 MFD	1.42	1.68	#18	0.040
F10067-136	13.0 MFD	1.46	1.68	#18	0.040
F10067-146	14.0 MFD	1.50	1.68	#18	0.040
F10067-156	15.0 MFD	1.50	1.80	#18	0.040
F10067-166	16.0 MFD	1.54	1.80	#18	0.040
F10067-186	18.0 MFD	1.64	1.80	#18	0.040
F10067-206	20.0 MFD	1.72	1.80	#18	0.040
F10067-256	25.0 MFD	1.82	1.92	#18	0.040
F10067-306	30.0 MFD	1.92	2.06	#18	0.040
F10067-356	35.0 MFD	2.06	2.06	#18	0.040

Last character on Part No. indicates tolerance: K- ±10%, J - ±5%, G - ±2%, F - ±1%
 Custom values obtainable, notify factory for suggestions.

Rhopoint Components Ltd
 Tel: +44 (0) 870 608 1188 Fax: +44 (0) 870 241 2255
 Germany +49 (0) 692 199 8606 Fax: +49 (0) 692 199 8595
 Email: sales@rhpointcomponents.com Website: www.rhpointcomponents.com